

# Situation Update

## STATISTICS OF INCIDENTS AND FATALITIES IN NIGERIA

July 1 - 15, 2022

**FATALITIES**  
185

**INJURIES**  
76

**KIDNAPPED VICTIMS**  
90

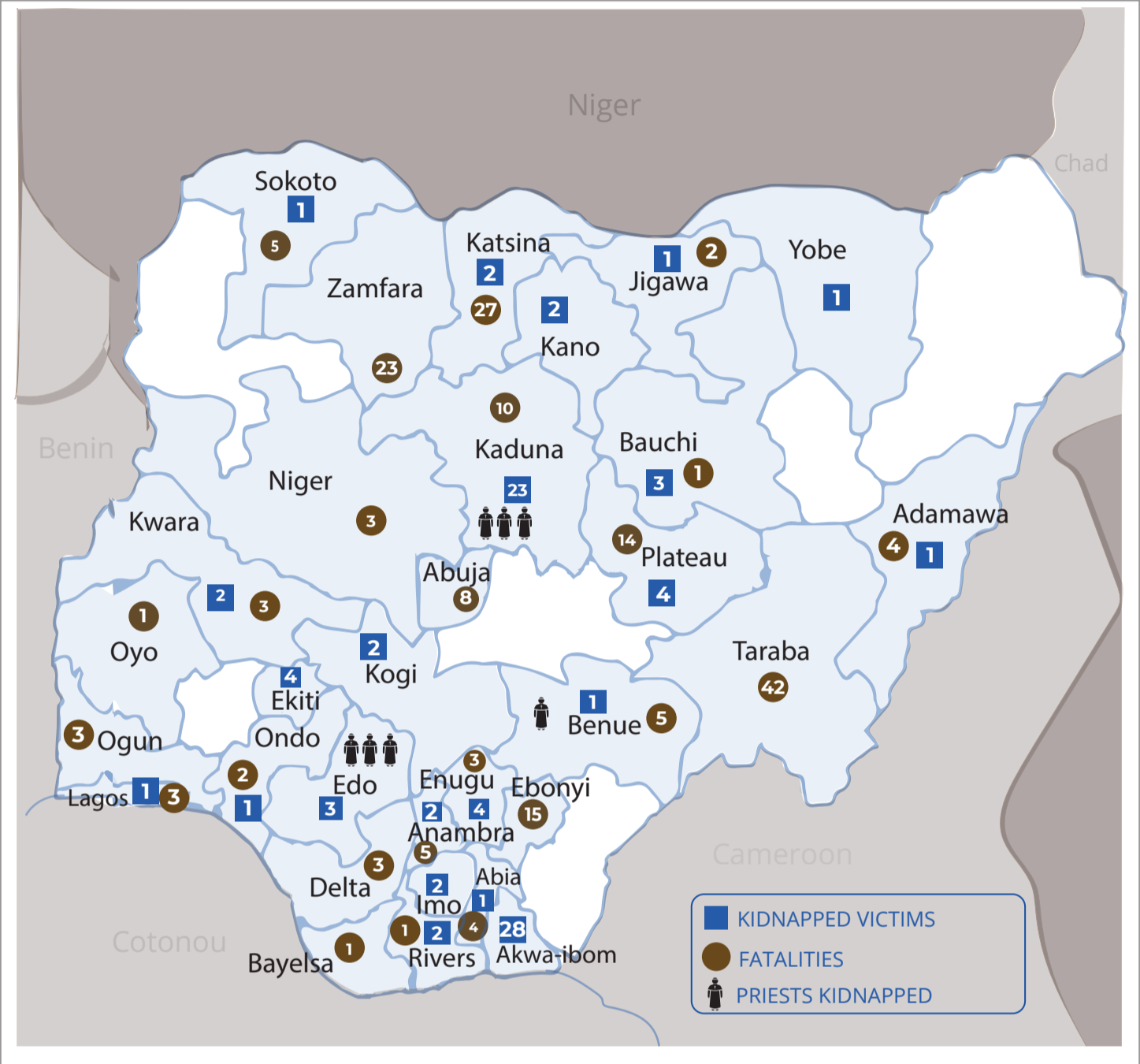
### SUMMARY

The situation report, which provides a bi-weekly update on armed violence incidents and casualties in Nigeria documented multiple security threats including terrorist-related attacks, banditry, kidnapping, cult clashes, farmer/herder clash, land disputes as well as sexual and gender-based violence (SGBV), particularly rape in the reporting period. Also, several cases of arson were recorded in Enugu, Katsina, Kaduna and Yobe States. The facilities set ablaze by criminal groups include three (3) primary health-care centers in Katsina and Kaduna States; one (1) primary school in Yobe State; and the office of the Independent National Electoral Commission (INEC) in Enugu State.

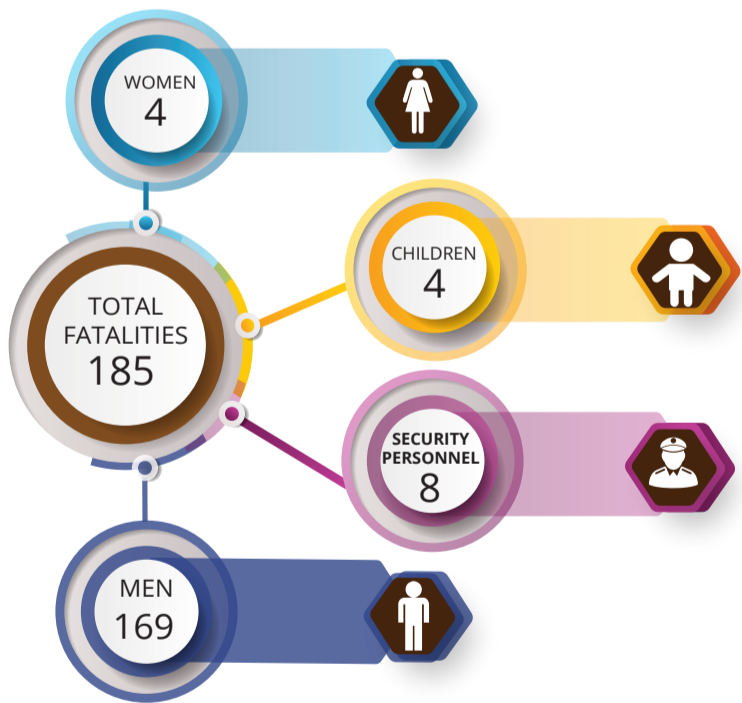
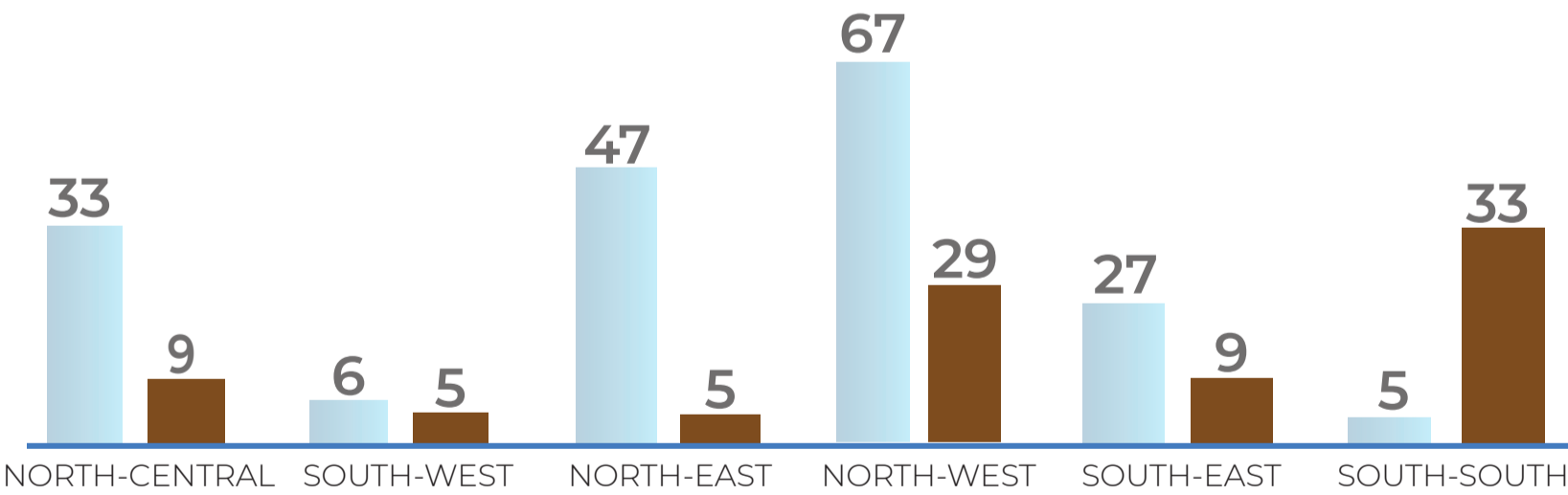
Within the reporting period, a total of 103 armed violence incidents were recorded with 76 injuries and 185 fatalities including 4 women, 4 children and 8 security personnel. The North-West had the highest number of fatalities, with 67 deaths, followed by the North-East with 47 deaths and North-Central with 33 deaths. The South-East recorded 27, the South-West, 6, and the South-South with 5 fatalities. The period under review recorded a significant decline in fatalities (185) compared to the month of June 1-15, with 308 fatalities. Non-state armed actors are not included in the statistics of recorded fatalities.

The WANEP NEWS also recorded 29 incidents of kidnapping across 21 States with 90 people abducted in the reporting period. Out of the 90 kidnapped victims, 75 were men, 10 women and 5 children. Further analysis reveals that the South-South accounted for the highest number with 33 victims, followed by the North-West with 29. The South-East and North-Central reported 9 cases each, while the North-East and South-West had the lowest figures of 5 cases each.

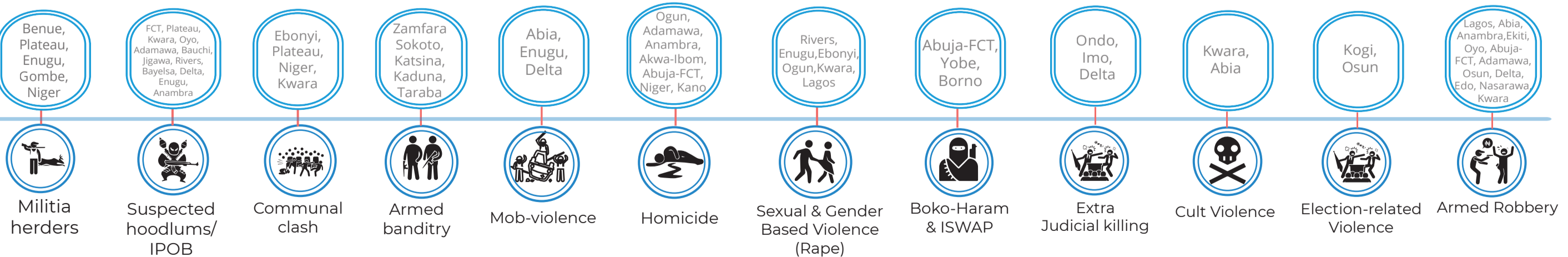
### AFFECTED LOCATIONS



**FATALITIES PER REGION (185)**  
**KIDNAPPING PER REGION (90)**



### NATURE OF INCIDENTS



Data Sourced from: WANEP's National Early Warning System (NEWS).